

Molteni & C

BELSIZE — RODOLFO DORDONI 2017

1—
3



Designed for various functions; small coffee or occasional tables, they can be included in the components of the Sloane system to create articulated compositions. In the version with tall legs they become desks or small breakfast or cocktail tables.

FEATURES

Set of table tops in various shapes and materials, standing on thin legs, always with a pewter colour finish.

DATASHEET

REGISTERED
DESIGN

IX.2018

FINISHES

FINISHES OF TABLES TOPS WITH PEWTER COLOUR LEGS

eucalyptus
graphite oak
glossy clay
glossy anthracite
glossy rust

FINISHES OF MARBLE TOPS ON BTV1 - BTV5 - BTV6

orient grey
black marquina

Molteni & C

2—
3

TECHNICAL INFORMATION

LEG

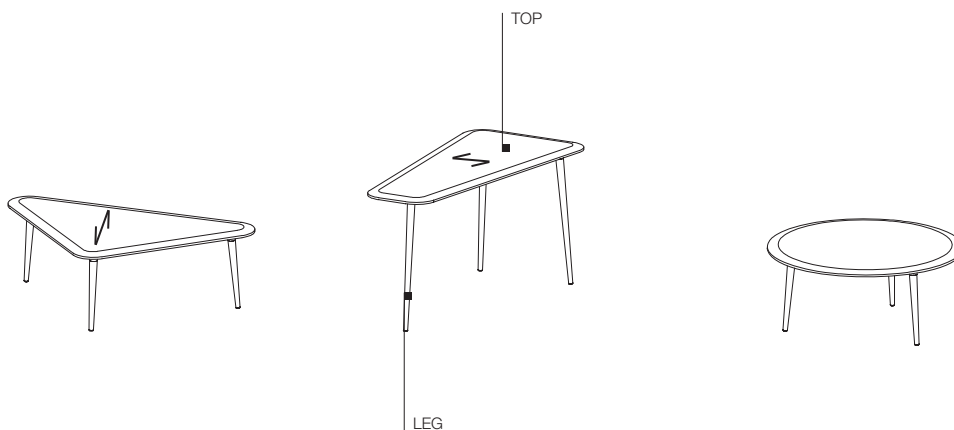
Tapered, painted metal tube. Bracket for fastening to the painted die-cast aluminium top.
Painted metal ferrule with non-slip rubber pad.

WOOD TOP

Medium density fibre panel covered with Eucalyptus wood veneer (*Eucalyptus globulus*) and Oak (*Quercus*) or finished in glossy lacquer in range colours.

MARBLE TOP

Marble in range finishes.



DATASHEET

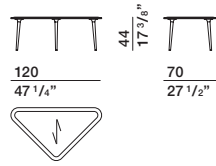
REGISTERED
DESIGN

IX.2018

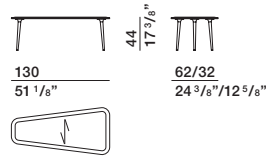
DIMENSIONS

small tables

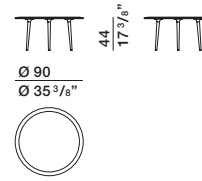
BTV1



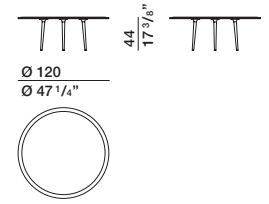
BTV2



BTV5



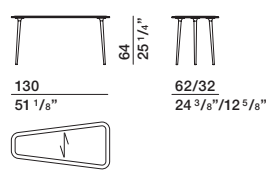
BTV4



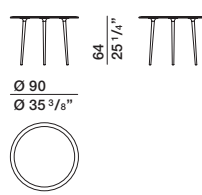
Molteni & C

consoles

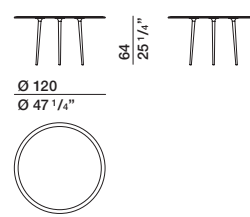
BTV3



BTV6



BTV7



Molteni & C

**FINISHES
MOLTENI&C
RANGE**
IX.2018


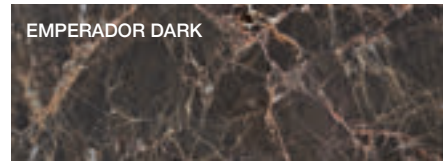


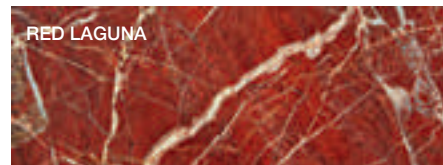



	MATT LACQUER	GLOSSY LACQUER	COLOURED GLASS	ETCHED COLOURED GLASS	CARTAPAGLIA LACQUERED only Gliss Master	STOPSOL GLASS TRANSPARENT STOPSOL GLASS
CHALK WHITE	•	•	•	•	•	
PEARL	•	•	•	•	•	
SILICA	•	•	•	•	•	
SAND	•	•	•	•	•	
DOVE GREY	•	•	•	•	•	
PLATINUM	•	•	•	•	•	
DUNE	•	•	•	•	•	
CLAY	•	•	•	•	•	
DOLOMITE GREY	•	•	•	•	•	
COPPER	•	•	•	•	•	
RUST	•	•	•	•	•	
RUBY	•	•	•	•	•	
CARAMEL	•	•	•	•	•	
MOKA	•	•	•	•	•	
MUSTARD	•	•	•	•	•	
LIGHT BLUE GREY	•	•	•	•	•	
PEWTER COLOUR	•	•	•	•	•	
ANTHRACITE	•	•	•	•	•	
BLACK	•	•	•	•	•	
STOPSOL						•
LESSLESS RED	•					
only matt lacquer						

The finishes shown are indicative and refer to the entire production range. We recommend that you consult the "Colour Range" samples which shown the complete range of finishes, including those not shown here. Molteni&C reserves the right to modify the range without warning.




WOODS

MARBLES

METAL PARTS



DWELL
DOOR FRAME, TRACK COVERING PROFILES



MELAMINE FRONT
GLISS MASTER

CARTAPAGLIA WHITE

CARTAPAGLIA ANTHRACITE

CARTAPAGLIA SILICA

GRAFFIATO SILICA

GRAFFIATO BRONZE

SILK DOVE GREY

SILK SILICA

SILK CHALK WHITE

MELAMINE STRUCTURE
GLISS MASTER

WHITE SHANTUNG

GREY SHANTUNG

MELAMINE STRUCTURE
GLISS MASTER, MASTER DRESSING,
GLISS WALK-IN

SILVER CEMBRAN

LARIX DARK

MELAMINE STRUCTURE
GLISS MASTER, MASTER DRESSING

WHITE

ECO SKIN

IVORY

HEMP

MINK

DARK BROWN

GREY

FINE GRAIN

FINE GRAIN