

WINSTON

2020 JAN TE LINTELO



DESIGN INSPIRATION

In 1994, the 'Easy Living' was LINTELOO's first ever sofa. It was an instant hit. The same can be said for Dutch tv personality Winston Gerschtanowitz, who first appeared on our TV screens two years later. Winston and Jan te Lintelo have been friends for about a quarter of a century, ever since Winston bought his first LINTELOO sofa. Both enjoy the good life, both are driven in everything they undertake. Jan decided to celebrate their friendship with the 'Winston'—an interesting, slightly edgier take on his first classic. The generous lines of the 'Easy Living' sofa and armchair have been pared down to more angular features. But one thing has most definitely remained: 'Winston' is just as comfortable.



DESIGNED BY JAN TE LINTELO

Jan te Lintelo was born into a family of furniture retailers and from an early age understood the craftsmanship required from artisans and designers. He decided to study furniture manufacture, honing his creative skills. Practice makes perfect though, so Jan first joined renowned, cutting-edge Dutch furniture brand Pastoe and then equally renowned Gelderland. In 1994, he felt ready to spread his wings and started his own company, LINTELOO. His design characteristic remains unchanged: the ultimate combination of generous proportions, comfort and style, executed by the best craftsmen in the business.



SPECIFICATIONS

Body: Webbed wooden frame with polyurethane foam in varying densities for optimum support and comfort, wrapped in hypoallergenic polyester fibre, 100% cotton inner cover.

Coupling system: The elements in any configuration are joined together by a steel coupling system.

Legs: Stained wood.

Seat cushions: Polyurethane foam core, wrapped in a 100% cotton duvet filled with goose down and feathers or hypoallergenic polyester fibre.

Back cushions: Goose down and feathers with polyester fibre, or hypoallergenic polyester fibre only, 100% cotton inner cover.

Upholstery: Composition of fabrics depends on the customer's choice of upholstery. Leathers are either aniline or pigmented/sealed.

Origin: Hand made in Italy.

OPTIONS

Upholstery: Can be upholstered with or without a skirt panel. Fabric: removable cushion covers, removable body cover, available in all fabrics from the LINTELOO collection. Leather: removable cushion covers, fixed body cover, available in all leathers from the LINTELOO collection. Customers can opt to supply their own choice of upholstery fabric/leather. Please note: leather upholstery requires more (visible) seams than fabric upholstery. For an impression of LINTELOO's fabrics and leathers, see 'Materials' at linteloo.com

Cushions: Available with either goose down/feather or hypoallergenic fibre filling. Please note: down/feather-filled cushions must be plumped up regularly. As seat cushions can be heavy, a combination of hypoallergenic fibre-filled seat cushions and down/feather-filled back cushions is increasingly popular.

Special features: Full set of fabric replacement covers available at 50% of the current retail price of the piece of furniture. Leather replacement covers on request. For optimum versatility, the longchair can also be ordered as a 'stand-alone' piece, which differs slightly from the modular longchair.

MAINTENANCE

All LINTELOO furniture has been made with love and care. Of course, we want you to enjoy it, for as long as possible. Proper maintenance will prolong its lifespan, which is why each piece of LINTELOO furniture comes with a maintenance instruction booklet, also available for download at linteloo.com. Detailed information on care and cleaning, including the recommended products, can also be found at linteloo-care.nl

Upholstery: Maintenance of the upholstery obviously depends on your choice of fabric or leather. As a rule of thumb, fabric upholstery—especially when removable—is easier to clean in case of spots and spills than leather. On the other hand, leather will handle regular wear and tear better, in a sense that the odd sign of use only adds to its character.

Cushions: Again, the level of maintenance depends on your choice of filling. Down/feather-filled cushions require regular plumping up and airing. But you may prefer the firmer seating experience and hypoallergenic qualities that a 100% polyester filling provides.

Legs: The occasional wipe-down with a damp cloth is all it takes.

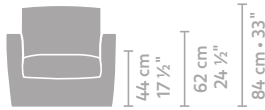
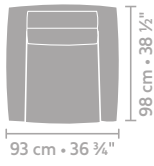
WARRANTY

All LINTELOO sofas and chairs are backed by a 10-year warranty on the frame. Cushions, upholstery and all other LINTELOO products are backed by a 3-year warranty, with a depreciation of 1/3 each year. Please make sure you keep your invoice or receipt. Excluded from the warranty are:

- Regular wear and tear, damages and discolouration of upholstery (fabric and/or leather).
- Creasing, colour and structure variations and other irregularities, which are part of the natural characteristics of fabrics, leather and/or wood.
- Complaints regarding fabrics and/or leathers which are not part of the standard LINTELOO collection (specially supplied fabrics and/or leathers).
- Damages caused by improper use, inadequate or incorrect maintenance, or repairs carried out outside the scope of LINTELOO's responsibility. LINTELOO uses the Terms and Conditions of the Centrale Bond van Meubelfabrikanten, available at www.linteloo.com.

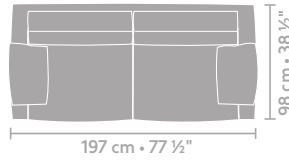
If you have any questions, please contact your LINTELOO dealer or LINTELOO's customer service department.

DIMENSIONS



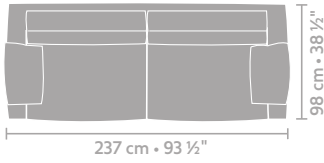
armchair

metrage (m) **6,60**



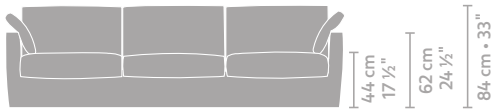
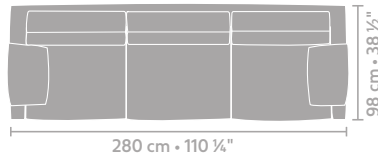
2 seater

metrage (m) **13,75**



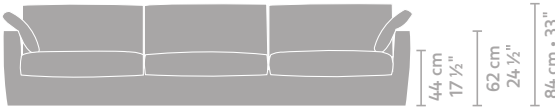
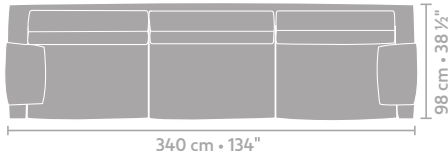
3 seater

metrage (m) **15,18**



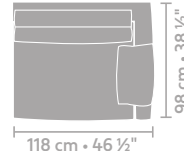
4 seater

metrage (m) **18,15**



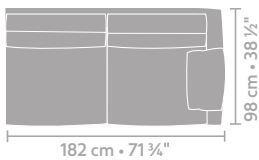
5 seater

metrage (m) **20,35**



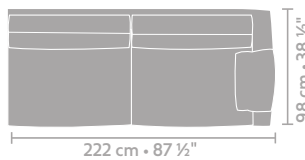
element arm L/R

metrage (m) **8,85**



2 seater arm L/R

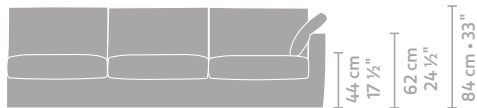
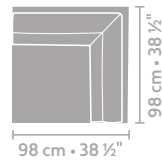
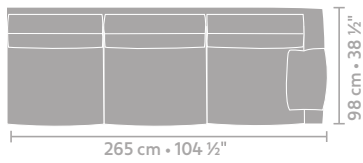
metrage (m) **12,10**



3 seater arm L/R

metrage (m) **13,53**

DIMENSIONS

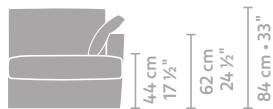
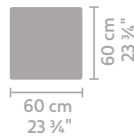
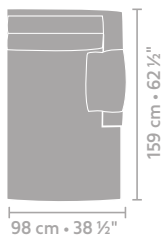


4 seater arm L/R

corner arm L/R

metrage (m) 16,50

7,92

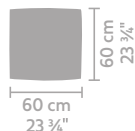
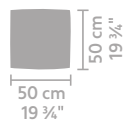


longchair

ottoman

metrage (m) 9,68

3,52



back cushion 50 x 50

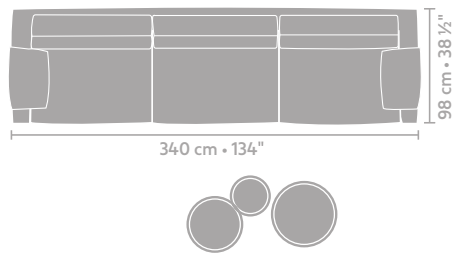
back cushion 60 x 60

metrage (m) 0,66

0,77

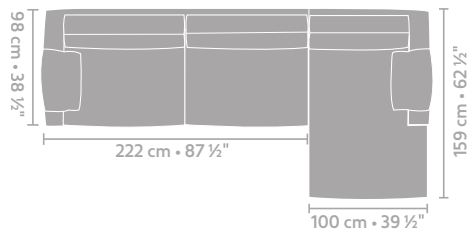


CONFIGURATION 1



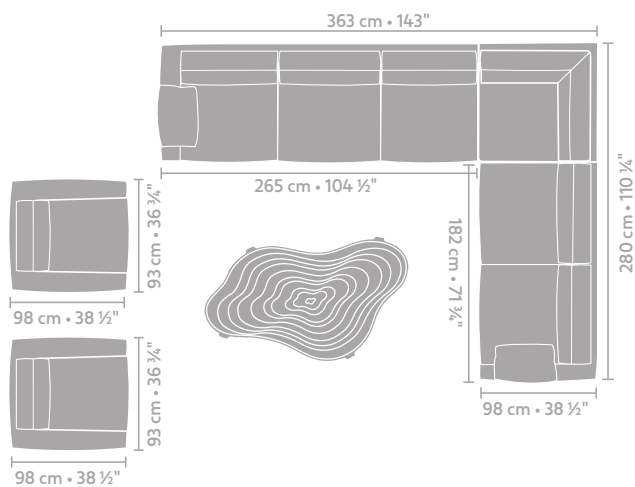
- 5 seater
- Balanced set

CONFIGURATION 2



- 3 seater arm L
- Longchair arm R

CONFIGURATION 3



- 4 seater arm L
- Corner
- 2 seater arm R
- 2x armchair
- isola coffee table 173 x 107