

ONE PROGRAMME – 1000 OPTIONS

just cube

Lowboard

Sideboard

Highboard

Display cabinet

Single furniture

Design: Werner Aisslinger



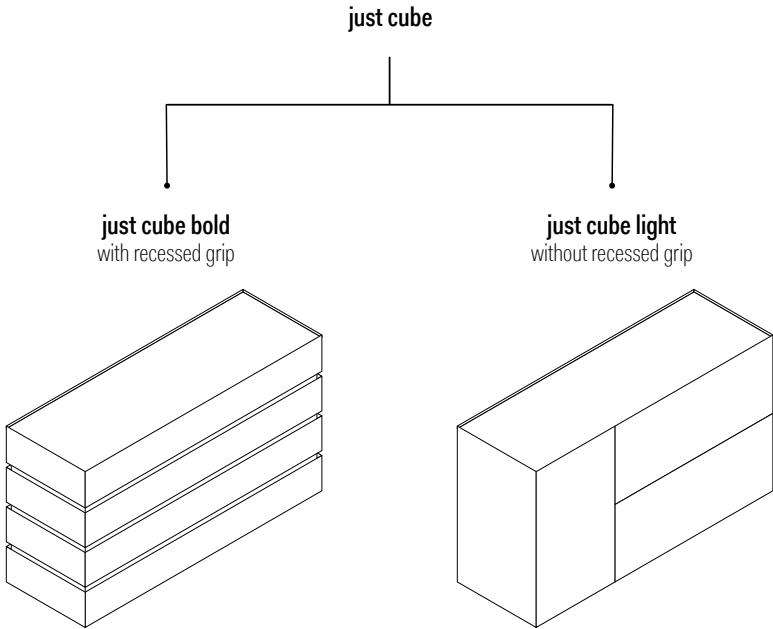


The concept
One programme – 1000 options

just cube lives up to its name. It's hard to imagine furniture that is more cubic and more purist. This is thanks to the fine design language and cover panels behind the front that are surrounded on all sides.

Whether a lowboard, sideboard, display cabinet, high storage furniture or unusual free-standing items: different base frames and round legs, together with the graphic planning philosophy and more sizes, mean a chosen creation can be individually fitted to any room.

Design: Werner Aisslinger



Collection description

Concept just cube	4
Programme line just cube bold	6
Programme line just cube light	24

For price list (PL)
see separate catalogue

just cube

The concept

The design of the just cube version with the expressive recessed grip is deliberately based on horizontal lines. The cover panels behind the front and the consistently mitred sides underscore the cubic character of the furniture. As does the cover panel, which is framed on all four sides.

The modular system offers a choice of 6 heights, 6 widths and 2 depths. As well as various legs and a low or high frame in 3 heights that can greatly vary the character of the furniture. On the outer modules and room divider, the recessed grips are on every side.

Design: Werner Aisslinger



Collection description

Concept just cube bold_____6

Planning and dimension overview_____8

Description and customisation_____12

Stand and frame types_____14

Equipments_____15

Seat upholstery_____16

Open modules_____17

Media equipments_____18

Colours and materials_____20

For price list (PL)
see separate catalogue



Page 20

- Colours and materials for cover panels**
are ordered separately
- M.. matt lacquer
 - M1.. high-gloss lacquer
 - S.. clear glass, rear side lacquered
 - T.. matt glass, rear side lacquered
 - H1.. wood 1
 - H2.. wood 1
 - L.. leather
 - O.. stone

Cover panels: 0.8 to 1.2 cm thick, depending on the material



Fronts and sides are chamfered and grooved extensively.



The edging strip at the back of each module ist included as standard and is divided at the module joint. Colour like the outer side.



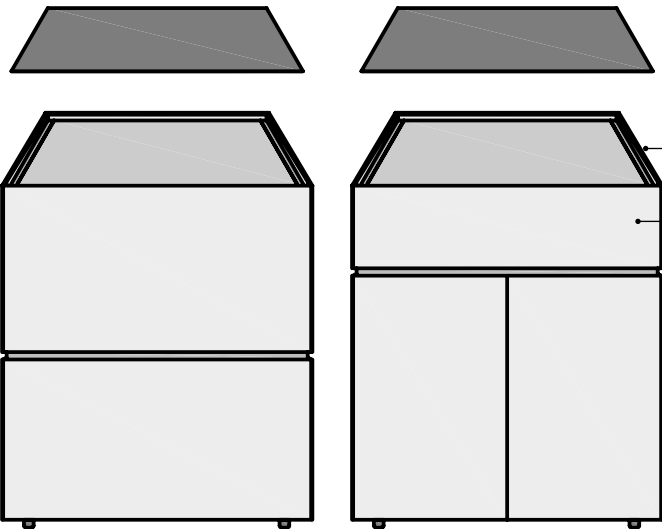
Page 20

- Colours and materials for cover panels, trapezoidal**
are ordered separately
- M.. matt lacquer
 - H1.. wood 1
 - H2.. wood 2

Cover panels: 4.2 cm thick



4 module outer module with hinged door
1 module middle module with 1 drawer
+
3 module middle module with hinged door
4 module outer module with 4 drawers



4 module single module with 2 large drawers
1 module single module with 1 drawer
+
3 module single module with hinged doors

Page 20

- Colours and materials for fronts and sides**
- M.. matt lacquer
 - M1.. high-gloss lacquer
 - H1.. wood 1
 - H2.. wood 2

Front overhang for grip on top with cover panel at:
lacquer/glass 4 mm, wood 3 mm,
stone/leather 2 mm, metal 6 mm

Page 14


Stand and frame types

- Standard legs, 2.5 cm high, dark grey synthetic material
- Plinth profile – 4 cm high, M.. Matt lacquer, O86 stainless steel coloured, O54 brass coloured, O82 burnished – Colour like recessed grip as standard
- Round legs, 4 cm high, M.. Matt lacquer, O86 stainless steel coloured, O54 brass coloured, O82 burnished
- Diagonal legs, 17 and 27 cm high, M.. Matt lacquer, O86 stainless steel coloured, O54 brass coloured, O82 burnished
- Base frames, 17, 27 and 47 cm high, with diagonal legs, M.. Matt lacquer, O86 stainless steel coloured, O54 brass coloured, O82 burnished

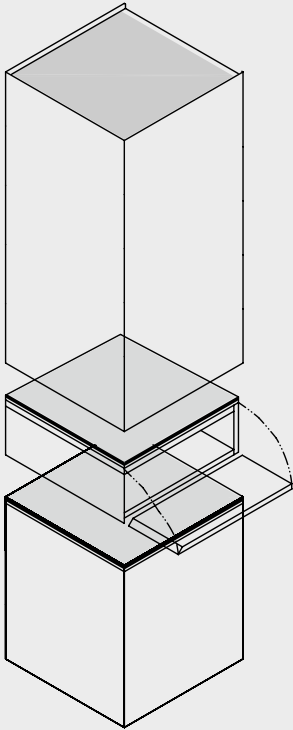
Page 22

- Recessed grip**
- M.. matt lacquer
 - O86 stainless steel coloured
 - O54 brass coloured
 - O82 burnished

The lateral recessed grip for outer and single modules is included as standard.



Planning and dimension overview



Stacking the modules

For functional changes and on heights of more than 6 modules, the items can be stacked to a maximum of 10 modules = 216 cm. The recessed grips between the modules are delivered as standard.

For room dividers, the fronts can be turned by 180°.

Please only ever stack modules of the same width. The body sides must be above each other.



Room divider back panel

Arrangement on drawer modules is the same as the front, otherwise in one piece. Recessed grips are included as standard. Room divider depth 52 cm.

Dimension overview

	Width in cm					
Heights specify heights in cm	50	60	80	100	120	160
19,7 cm = 1 module	•	•	•	•	•	•
41,3 cm = 2 module	•	•	•	•	•	•
62,9 cm = 3 module	•	•	•	•	•	
84,5 cm = 4 module	•	•	•	•	•	
106,1 cm = 5 module	•	•	•	•	•	
127,1 cm = 6 module	•	•	•	•	•	

Depth 35 und 50 cm for wall standing
Depth 52 cm for room divider

1 module = 21.6 cm = 19.7 + 1.9 gap

Description and customisation



Lavishly chamfered and grooved fronts, sides and edging stripes at the back (standard) create a filigree effect. The grooved edge and recessed grip are easy to grasp for opening.



The cover panel behind the front is framed by the fronts, sides and edging strip.



The top chamfer continues in the mitre at the side to create a consistent cubic and formal unit.



The refined play with expressive joints continues. With new outstanding end panels that literally form the crowning glory for a sideboard. To this end, the sideboard and top are perfectly matched in terms of form. The joints find their counterpart in the chamfered grips and the bevels in the door edges.




Leather cover panels, saddle-stitched by hand and expressive stone cover panels add elegant accents with their materials, surfaces and structures.

Description and customisation



tone-in-tone



brass coloured



stainless steel coloured



burnished

Recessed grips to emphasise the horizontal design:

- either add striking accents or
- create a subtle shadow play tone-in-tone with the colour of the front.



Emphasis of the horizontal with 160-cm wide modules – as a free-standing item or lowboard



Design with front geometries and joint arrangement

Stand and frame types



Standard leg – 2.5 cm high, dark grey, adjustable by +1.5 cm.



Round leg – 4 cm high, adds formal accents to the linear design language of the furniture. Colours: stainless steel coloured, brass coloured, burnished, all matt lacquers, adjustable by -0.3/+1.3 cm, under outer sides of modules and centre joints.



Plinth profile – 4 cm high, takes up the recessed grip in form and colour to consistently repeat its look at the bottom, creating an even more cubic effect of the sideboard. Colour as joint profile as standard, adjustable by +1.5 cm.



Hanging



Diagonal legs – outside diagonal runner, straight centre runner under joints – 17 and 27 cm high, for single modules up to 160 cm wide and 4 modules height and for single modules with hinged doors up to 120 cm wide and 5 modules height. Diagonal legs continue the mitre on the side. Colours: stainless steel coloured, brass coloured, burnished, all matt lacquers. Adjustable at top by -0.3/+1.3 cm. Under outer sides of body and centre joints.



Base frame with diagonal legs – 47 cm high, for single modules up to 160 cm wide and 4 modules height and for single modules with hinged doors up to 120 cm wide and 5 modules height. Diagonal legs continue the mitre on the side. Colours: stainless steel coloured, brass coloured, burnished, all matt lacquers. Adjustable at top by -0.3/+1.3 cm.



Base frame with diagonal legs – 17 and 27 cm high, diagonal legs continue the mitre on the side. Colours: stainless steel coloured, brass coloured, burnished, all matt lacquers. Adjustable at top by -0.3/+1.3 cm. Up to width 240 cm with 2 outer legs. From 160 cm width and 3 modules height with additional straight centre leg. Width > 240 cm always with centre leg.



Equipments



Interior drawer behind hinged doors in two heights



Interior drawer behind drawer



Large drawer with a high frame



Shoe rack



Back panels, 8 mm thick, inside lacquered in carcass colour, outside white



pillowbox



Background lighting –
LED light profile with colour temperature control, on 3 sides of the back panel. A basic or extension set is required for the power supply. The basic set contains a remote control for switching, to control the colour temperature and for dimming. Background lighting is not possible with wall-hanging furniture.

Seat upholstery



Whether in the hallway or in the dressing room, for a convenient way to put on your shoes, or as a seat pad in the living room: just cube as a bench that creates storage space at the same time.



Seat cushions for 35 and 50 cm deep modules, with their soft, highly fashionable pipe quilting, stand in contrast to the purist, fine design of just cube.



Open middle modules



Open middle modules The edges of the open modules are flush with the cover panel and set back from the front. Outer and single modules are not available.



interlübke rotary column for TV

Plannable on media modules and modules with hinged doors, drawers and flap.

In the rotary column for TV, cables are guided downwards out of view. Fastening takes place invisibly beneath the cover panel (without a visible mounting plate). The space beneath the TV rotary column is usable.

Thanks to its outstanding rotational characteristics, it stays put in any desired position. The sleeve is available in chrome or matt lacquers. The TV mount on the metal mounting bracket included in the scope of delivery by interlübke is suitable for all common 32- to 55-inch TVs up to max. 400 × 400 mm and a max. bearing capacity of 30 kg.


TVs from 55 inches onwards on request.

Size
Rotatable up to: 252°
Diameter in cm: 7.5
Height in cm: 63.0



Thoughtfully cable- and device management

Vertical, black cable covers behind the devices such as black cable channels beneath the upper shelf ensure a cable-free interior. Optional cutouts in the back wall and bottom for ventilation purposes. 45 cm wide pull-out shelves for convenient cabling of devices are available if desired.



Cable inlet for visible surfaces

It blends in with furniture in both shape and colour. The cover panel, which is just 0.2 cm thick and available in all matt lacquers, is installed flush with the surface if the cube table and cover panels with matt lacquered surfaces.

Width in cm: 17.0
Depth in cm: 6.9

Magnets guarantee a strong bond and easy disassembly of the graphically shaped cover panel at any time, while the black brush ensures a dust-free interior body. The cut-out is large enough to accommodate a hand for easy cabling.

Colours and materials for fronts, cover panels, joint and plinth profile, round feet, diagonal feet and base frames

Matt lacquer

M03 snow-white
M14 platinum
M29 fog
M21 anthracite
M22 onyx
M80 laguna
M81 bahia
M82 atlantic
M83 navy
M08 greige
M36 mastic
M37 manor
M38 capparisi
M39 cardamom
M40 masala

M02 crystal-white
M06 alabaster
M23 shell
M24 flint-grey
M16 elephant
M49 rose quartz
M44 guava
M42 mallow
M41 burgundy

Matt lacquer metallic

M11 silver-grey metallic
M10 bronze metallic
M09 gold metallic
M15 brass metallic

Color Match 2022

M2201 sky	M23 shell
-----------	-----------

Colours and materials for fronts and cover panels

High-gloss lacquers

M103 snow-white
M102 crystal-white
M121 anthracite
M122 onyx

Wood

D76 oak white oiled
D70 natural oak
B73 agate ash
E70 natural walnut
E76 walnut canela oiled
D75 bog oak

Individual lacquer – without control sample

Individual lacquer matt
Order your custom colour as a matt lacquer based on the Caparol Icons, NCS, RAL and Sikkens colour fans.
interlücke processes the order without sending you a control sample.
This rule only applies for matt lacquer.
Except for colours with a high luminosity (neon) as well as metallic- and pearl effects.

Customised lacquer – only with control sample

Customised lacquer matt
Choose your colour on the basis of the Caparol Icons, NCS, RAL and Sikkens colour fans or your own sample (minimum size DIN A4).
Customised lacquer high-gloss
Choose your colour on the basis of the NCS, RAL and Sikkens colour fans. High-gloss colours – depending on colour – turn lighter or darker as in the NCS, RAL and Sikkens standard colour fans with semi-matt surfaces. We therefore recommend that you select the colour on the basis of high-gloss colour fans. You offer your discerning customer the greatest possible security to get the desired colour shade.
interlücke will produce the customised lacquer (matt and high-gloss) for you after approval of the control sample.
Except for colours with a high luminosity (neon) as well as metallic- and pearl effects.
The delivery date is set once the sample has been approved.

For details about individual and customised lacquer, see page 2 of the price list.


Colours and materials for cover panels

matt glass T.. / clear glass S..



Colours and materials for cover panels and recessed grip, plinth profile, round legs, diagonal legs and base frames

Stone for cover panels



Leather for cover panels



Leather seams:
Leather seam above each module joint. Modules more than 80.0 cm wide have an additional seam in the middle.

Metal lacquers for recessed grip, plinth profiles, round legs, diagonal legs and base frames





The concept

Pure fronts, almost invisible lines: thanks to the clear design language, the elegant materials and the skilled craftsmanship of their production are seen at their very best. Fine side panels emphasise the vertical and, together with the grooved fronts and edging strip, frame the lowered cover panel.

Modules in 7 widths, 11 heights and 2 depths, along with almost 100 colours and materials, offer a virtually endless range of design options. Display cabinets, narrow high modules, legs and base frames in 2 heights add to the palette of choices. From a graphically designed sideboard and lowboard to high storage furniture and filigree display cabinets to unusual and exclusive individual items of furniture.

just cube light is available handle-less or with graphic handles.

Design: Werner Aisslinger



Collection description

Concept just cube light	24
Planning and dimensions	26
Room divider back panel	29
Description and customisation	30
Display cabinet	32
Module with glass door, open modules and bar	34
Desk	35
Stand and frame types	36
Handles	37
Equipments	39
Seat upholstery	41
Media equipments	42
Media- and speaker modules	44
Colours and materials	48

For price list (PL) see separate catalogue



Page 48

Colours and materials for cover panels

are ordered separately

- M.. matt lacquer
- M1.. high-gloss lacquer
- S.. clear glass, rear side lacquered
- T.. matt glass, rear side lacquered
- H1.. wood 1
- H2.. wood 2
- L.. leather
- O.. stone

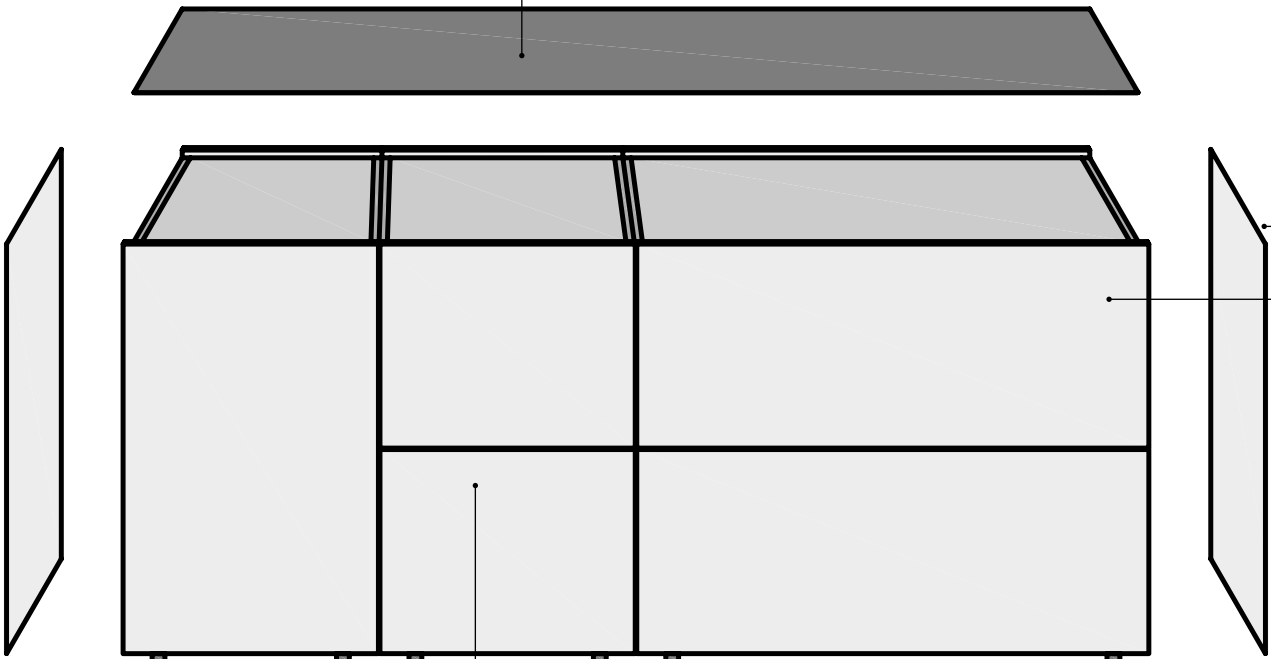
Cover panels: 0.8 to 1.2 cm thick, depending on the material

Top fronts are grooved.

The edging strip is included as a standard with each module and is separated at the module joints. Colour like front.



just cube light




Page 48

Colours and materials for fronts and side panels

Side panels are ordered separately

- M.. matt lacquer
- M1.. high-gloss lacquer
- S.. clear glass, rear side lacquered
- T.. matt glass, rear side lacquered
- H1.. wood 1
- H2.. wood 2

Front overhang for grip on top with cover panel at:
lacquer/glass 4 mm, wood 3 mm, stone/leather 2 mm, metal 6 mm



Page 37

Handleless and with handle

Handles:

- M.. matt lacquer
- O86 stainless steel coloured
- O54 brass coloured
- O82 burnished

Page 36

Stand and frame types

Standard legs, 2.5 cm high, dark grey synthetic material

Round legs, 4 cm high, M.. Matt lacquer, O86 stainless steel coloured, O54 brass coloured, O82 burnished

Diagonal legs, 17 and 27 cm high, M.. Matt lacquer, O86 stainless steel coloured, O54 brass coloured, O82 burnished

Base frames, 17, 27 and 47 cm high, with diagonal legs, M.. Matt lacquer, O86 stainless steel coloured, O54 brass coloured, O82 burnished

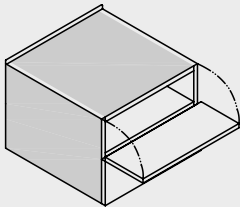


Dimension overview

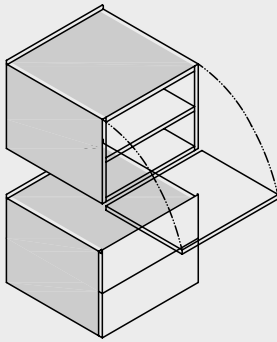
	Width in cm						
Heights specify heights in cm	25	40	50	60	80	100	120
19,7 = 1 module			•	•	•	•	•
29,7 cm = 1,5 module			•	•	•	•	•
39,7 cm = 2 module			•	•	•	•	•
59,7 cm = 3 module			•	•	•	•	•
79,7 cm = 4 module			•	•	•	•	•
99,5 cm = 5 module			•	•	•	•	•
119,7 cm = 6 module			•	•	•	•	
139,7 cm = 7 module	•	•	•	•			
159,7 cm = 8 module	•	•	•	•			
179,7 cm = 9 module	•	•	•	•			
199,7 cm = 10 module	•	•	•	•			

Depth 35 und 50 cm for wall standing
Depth 52 cm for room divider

1 module = 20.0 cm = 19.7 + 0.3 gap

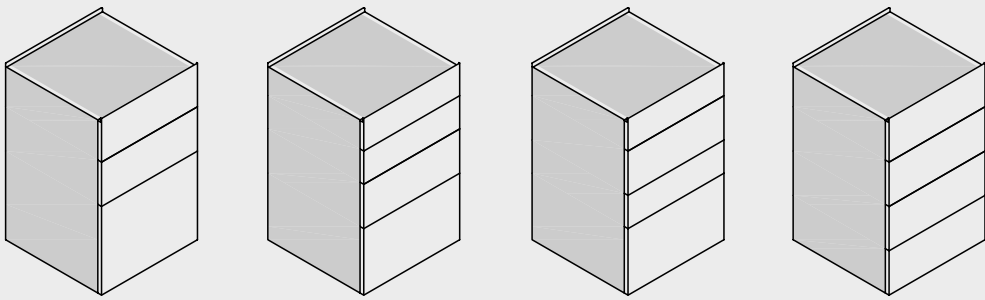


Preconfigured modules with flap and drawer are available in the height of 2 modules.



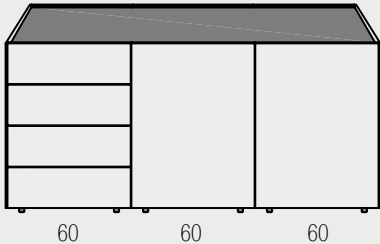
If any functional changes are desired, then individual modules need to be ordered that will then be joined in a single body at the works.

Example: 4-module-high module:
Top: 2-module-high module with flap,
Bottom: 2-module-high module with drawer.
Please order 2-module-high module with flap + 2-module-high module with large drawer.
Max. height: 10 modules = 199.7 cm

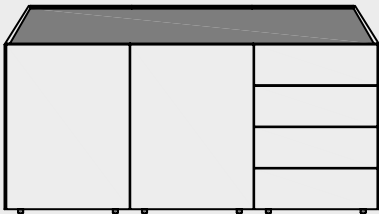


Four preconfigured modules are available for front designs with different drawer heights in the height of 4 modules.

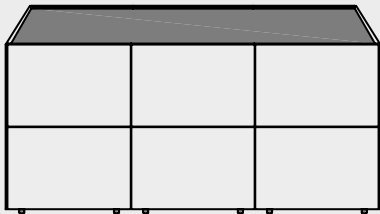
Room divider back panel =
The configuration can be chosen as desired:



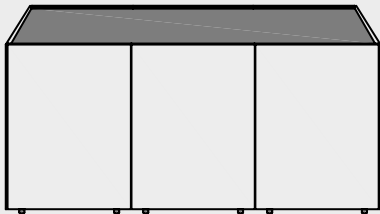
60 60 60
View from front



View from behind – alternative 1
configuration as front. Please order
2 x P 7944 (room divider back panel without weights for modules with doors/flaps)
+ 4 x P 7714 (room divider back panel with weights for modules with drawers)



View from behind – alternative 2
Please order
4 x P 7924 (room divider back panel without weights for modules with doors/flaps)
+ 2 x P 7724 (room divider back panel with weights for modules with drawers)



View from behind – alternative 3
Please order
2 x P 7944 (room divider back panel without weights for modules with doors/flaps)
+ 1 x P 7744 (room divider back panel with weights for modules with drawers)

Description and customisation



The perfect ingredients for the cubic appeal of the furniture are delicate 3 mm front joints and 4 mm side panels.



Lavishly grooved fronts together with fine side panels and edging strips are the perfect frame for lowered cover panels.

Description and customisation



Signature piece – narrow high modules emphasise the vertical design




Signature piece – display cabinets



Design with front geometries and joint arrangement



Handleless or with graphic handle.



Display cabinet



Unique: filigree yet load-bearing

Glass shelves of different widths and depths can be arranged freely in the functional grooves for the optimum use of space and interior.



Pure purism: no fittings are visible on the inside

The glass doors are always opened by reaching behind it. Glass sides adjoining closed modules are fully lacquered.

All-glass sides together with the integrated lighting display beautiful things at their very best.

The optional lighting with two LED strips ensures that everything is always perfectly illuminated. Switching, dimming and colour temperature control by remote control.

Display cabinet



Clear and grey glass

- Clear glass back-lacquered in all matt lacquers
- Grey glass always back-lacquered in cashmere grey
- Top and bottom shelves in all matt lacquers
- Back panel in all matt lacquers or wood



Versatile in planning

- As an individual item of furniture on legs or base frames
- As a side end section on sideboards or highboards
- Placed on top of closed modules
- Between closed modules



Perfect with cube light thanks to the glass side panels that are visible on the side.



Back panels with functional grooves provide high stability and support the glass shelves. Each supports up to 10 kg = 1 water bucket.

Module with glass door, open modules and bar

Pure purism: no fittings are visible on the inside – just like in the showcase.

The bevelled front of the carcass and invisible hinges, together with the horizontal lacquering of the glass, convey an extremely clear impression. A choice of clear or grey glass is available. The clear glass is rear-lacquered in all matt lacquer colours (without metallic), grey glass always in cashmere grey.

Shelves made of clear glass and the optional lighting set the scene for beautiful things. Modules with glass doors can be planned above, below and between modules with closed fronts.



Open modules The edges of the open modules are flush with the cover panel and set back from the front.



Equipped as standard with three movable grey glass shelves, one movable drawer, a grey glass mirror on the carcass bottom, lighting (like display cabinet) as well as power supply set and radio switch set.

Back panels with functional grooves ensure high stability and hold the grey glass shelves.

And so that even tall bottles fit into the bar compartment, the moveable grey glass shelves have different widths and depths.



Schreibtisch

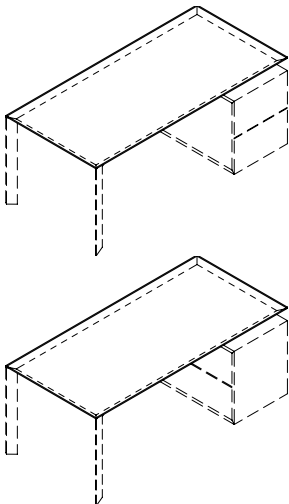


Desk that cuts a fine figure both privately and professionally. For planning with 3 M high modules. The distance is compensated with 8.2 cm high spacer plates or strips.

Chamfered table tops with their slim appearance match the fine, top chamfered just cube fronts. Diagonal legs continue the chamfered corners of the table tops downwards, so that legs and table top create a formal unit. Formally and in terms of colour they are matched to the just cube light bases.

Table top depth 60 cm: From 150 cm width, a reinforcement rail is required under the table top.

Table top depth from 80 cm: From 150 cm width, two reinforcement rails are required under the table top.



The desk can be placed on the 3 Raster high modules from the front or from the side.

Max. Max. overhang at the back of the module 20 cm.



Distance plate with 2 sockets and 2 USB ports incl. cable guide through the cover panel for convenient charging of mobile phone and others. Width in cm: 20, height in cm: 8.2.



Alternative: narrow spacer strip as height compensation between 3 M high modules and table top. Please specify whether without or with cable outlet. Width in cm: 3.8, height in cm: 8.2.



Stand and frame types



Standard leg – 2.5 cm high, dark grey, adjustable by +1.5 cm.



Round leg – 4 cm high, adds formal accents to the linear design language of the furniture. Colours: stainless steel coloured, brass coloured, burnished, all matt lacquers, adjustable by -0.3/+1.3 cm, under outer sides of body and centre joints.



Base frame – 47 cm high, for single modules up to 160 cm wide and 4 modules height and for single modules with hinged doors up to 120 cm wide and 5 modules height. The fine rectangular metal profiles go perfectly with the delicate shapes of the furniture. Colours: stainless steel coloured, brass coloured, burnished, all matt lacquers. Adjustable at top by -0.3/+1.3 cm.



Diagonal runner + centre leg runner straight – 17 and 27 cm high, for single modules up to 160 cm wide and 4 modules height and for single modules with hinged doors up to 120 cm wide and 5 modules height. The fine rectangular metal profiles go perfectly with the delicate shapes of the furniture. Colours: stainless steel coloured, brass coloured, burnished, all matt lacquers. Adjustable at top by -0.3/+1.3 cm. Under outer sides of body and centre joints.



Base frame with diagonal legs – 17 and 27 cm high, up to width 240 cm with 2 outer legs. From 160 cm width and 3 modules height with additional straight centre leg. Width > 240 cm always with additional straight centre leg. The fine rectangular metal profiles go perfectly with the delicate shapes of the furniture. Colours: stainless steel coloured, brass coloured, burnished, all matt lacquers. Adjustable at top by -0.3/+1.3 cm.



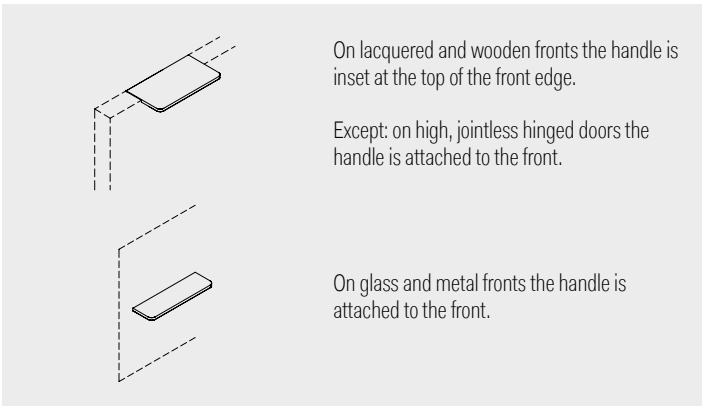
Hanging

Handle types



Handleless
On handleless plans, the top drawers and doors are opened by reaching behind them, the middle and bottom ones are push-to-open.

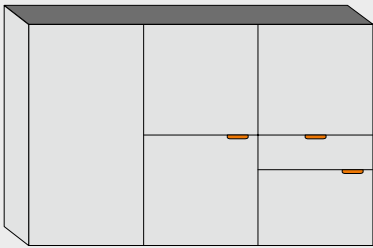
With handle
On plans with a handle, the top drawers and doors are opened by reaching behind them, the middle and bottom have handles.



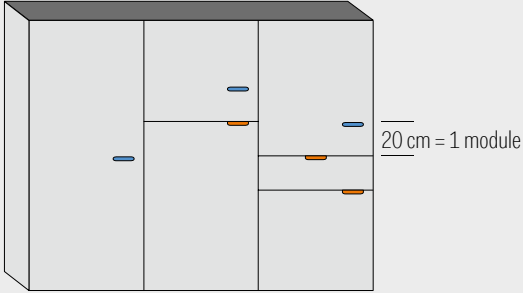
Handle types

Handles on lacquered and wooden fronts

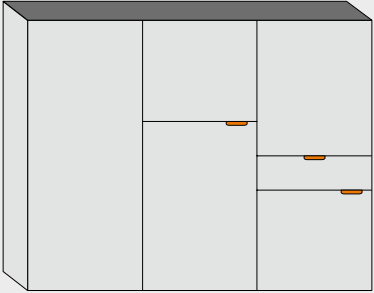
Continuous doors up to **7** modules and doors at the top open by reaching behind.



Continuous doors from **8** modules and doors at the top open with handles.



Alternatively; continuous doors from **8** modules and doors at the top open by reaching behind.

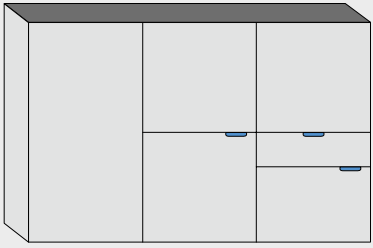


Handles attached to the front can be moved down- or upwards with a spacing of 20 cm = 1 module. Lowest position 4 cm from bottom edge.

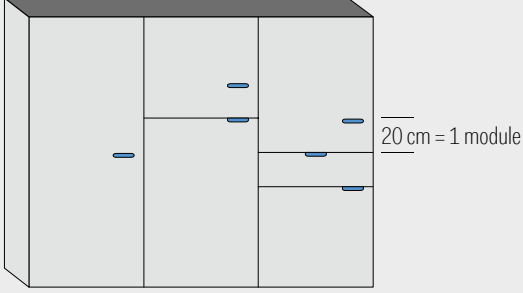
— Handle attached to the front
— Handle inset in the front edge

Handles on glass fronts

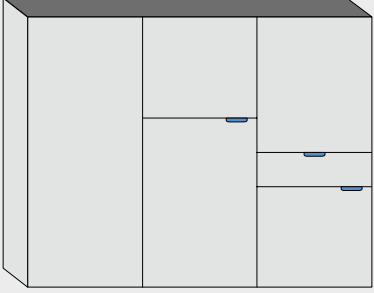
Continuous doors up to **7** modules and doors at the top open by reaching behind.



Continuous doors from **8** modules and doors at the top open with handles.




Alternatively; continuous doors from **8** modules and doors at the top open by reaching behind.




Handles attached to the front can be moved down- or upwards with a spacing of 20 cm = 1 module. Lowest position 4 cm from bottom edge.


Equipments




Interior drawer behind drawer




Large drawer with a high frame



pillowbox



Shoe rack



Back panels, 8 mm thick, inside lacquered in carcass colour, outside white



Background lighting –

LED light profile with colour temperature control, on 3 sides of the back panel. A basic or extension set is required for the power supply. The basic set contains a remote control for switching, to control the colour temperature and for dimming. Background lighting is not possible with wall-hanging furniture.

Equipments



Purist design with graphic planning and large fronts require interior drawers behind hinged doors instead of exterior drawers with horizontal joints.



Interior drawers behind hinged doors



Low and high interior drawers can be positioned freely behind the hinged doors - independently of the hinges thanks to the lateral spacer strips. Held in the drawer colour cashmere grey, they take a step back visually. 1-door - 1-sided with spacer strip, 2-doors - 2-sided with spacer strip.

Please specify the position of the interior drawers and the colour of the interior drawer front panel. Height of interior drawer front panel (= total height) 9.7 and 22.2 cm.

Equipments



Whether in the hallway or in the dressing room, for a convenient way to put on your shoes, or as a seat pad in the living room: just cube as a bench that creates storage space at the same time.



Seat cushions for 35 and 50 cm deep modules, with their soft, highly fashionable pipe quilting, stand in contrast to the purist, fine design of just cube.

just cube light

Media equipments

interlübke rotary column for TV

Plannable on media modules and modules with hinged doors, drawers and flap.

In the rotary column for TV, cables are guided downwards out of view. Fastening takes place invisibly beneath the cover panel (without a visible mounting plate). The space beneath the TV rotary column is usable.

Thanks to its outstanding rotational characteristics, it stays put in any desired position. The sleeve is available in chrome or matt lacquers. The TV mount on the metal mounting bracket included in the scope of delivery by interlübke is suitable for all common 32- to 55-inch TVs up to max. 400 × 400 mm and a max. bearing capacity of 30 kg.


Size
Rotatable up to: 252°
Diameter in cm: 7.5
Height in cm: 63.0



Media equipments

Thoughtfully cable- and device management

Vertical, black cable covers behind the devices such as black cable channels beneath the upper shelf ensure a cable-free interior. Optional cutouts in the back wall and bottom for ventilation purposes. 45 cm wide pull-out shelves for convenient cabling of devices are available for 50 cm depth modules if desired.



Cable inlet for visible surfaces

It blends in with furniture in both shape and colour. The cover panel, which is just 0.2 cm thick and available in all matt lacquers, is installed flush with the surface if the cube table and cover panels with matt lacquered surfaces.

Width in cm: 17.0
Depth in cm: 6.9

Magnets guarantee a strong bond and easy disassembly of the graphically shaped cover panel at any time, while the black brush ensures a dust-free interior body. The cut-out is large enough to accommodate a hand for easy cabling.

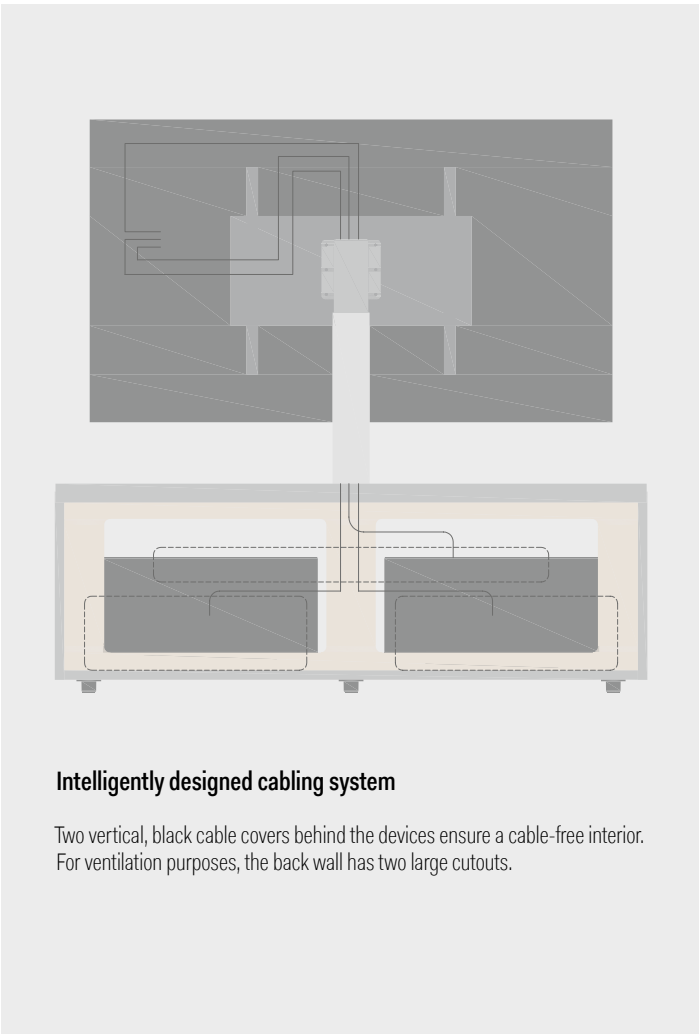
Media modules for soundbars and media technology

Media module

The audio fronts of the media modules, with their metal plate in all matt lacquers have a frame with a width of 8 mm lateral and at the bottom and at the top 30 mm wide. The audio fronts open by reaching behind.

The special hexagonal holes on the metal strip ensure optimal sound with 2/3 open space.

Size
Width in cm: 100.0 / 120.0
Height in cm: 19.7 / 39.7
Depth in cm: 35.0 / 50.0



Media modules for soundbars and media technology



Detail view audio front



Special acoustic fabric on the back of the front ensures that the infra-red signals of the remote control pass through.


If required, include the infra-red transmission set in the order.



The cable channel under the top shelf offers space for sockets. May be moved from left to right on-site. Also available individually as an accessory for standard modules.



Black cable panels behind the devices keep the inside cable-free.



Elegant, flat flap hinges and holders offer the best use of the available storage space. The black back wall and the grey glass shelf match the colour of the equipment stored in it. Sides and bottoms are in the same colour as the front. On 120 cm wide media modules, the grey glass shelf is supported at the back by a vertical bar in the middle.



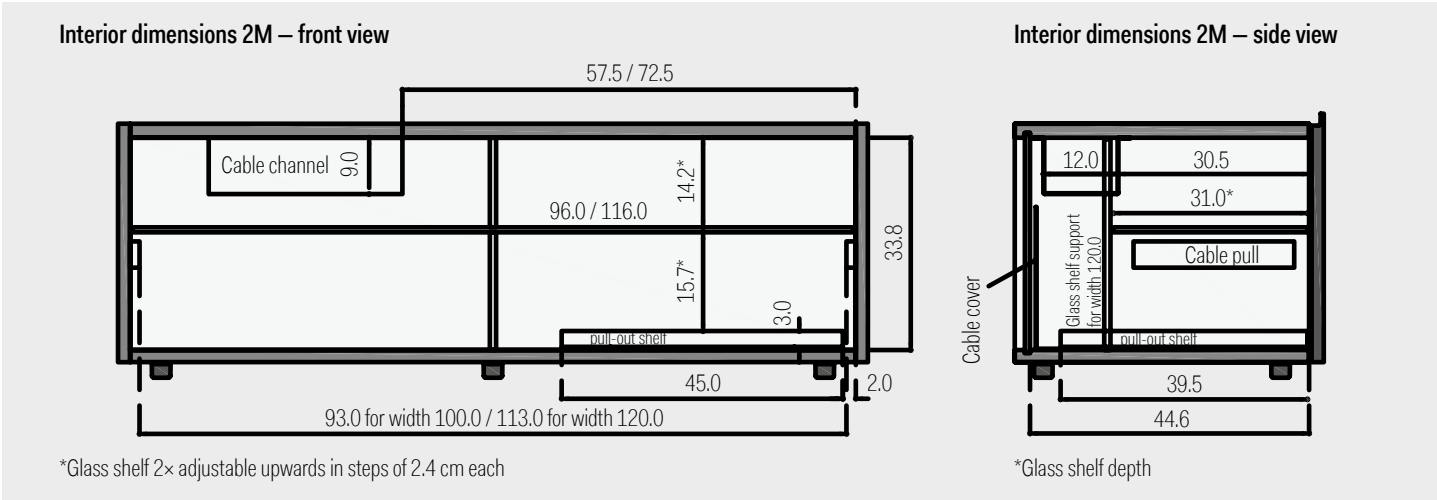
Pull-out shelves for comfortable cabling of the devices and to protect the fabric cover on the inside are available on request. Width in cm: 45, height in cm: 3. Also available individually as an accessory for standard modules in carcass colour.



If required, order cable grommets for the body sides/body shelves for laying cables through neighbouring modules or the bottom shelf of the body.

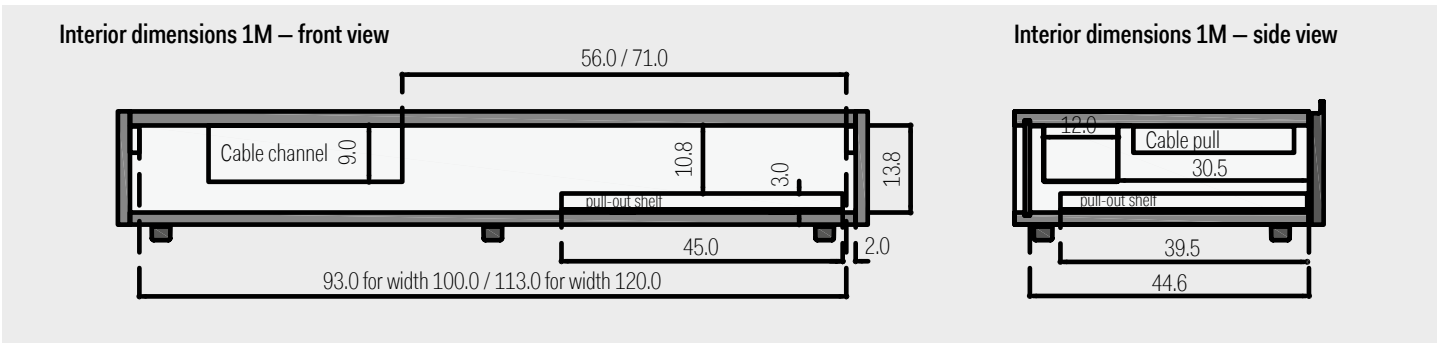
Media modules for soundbars and media technology

Interior dimensions for media modules with 50 cm depth

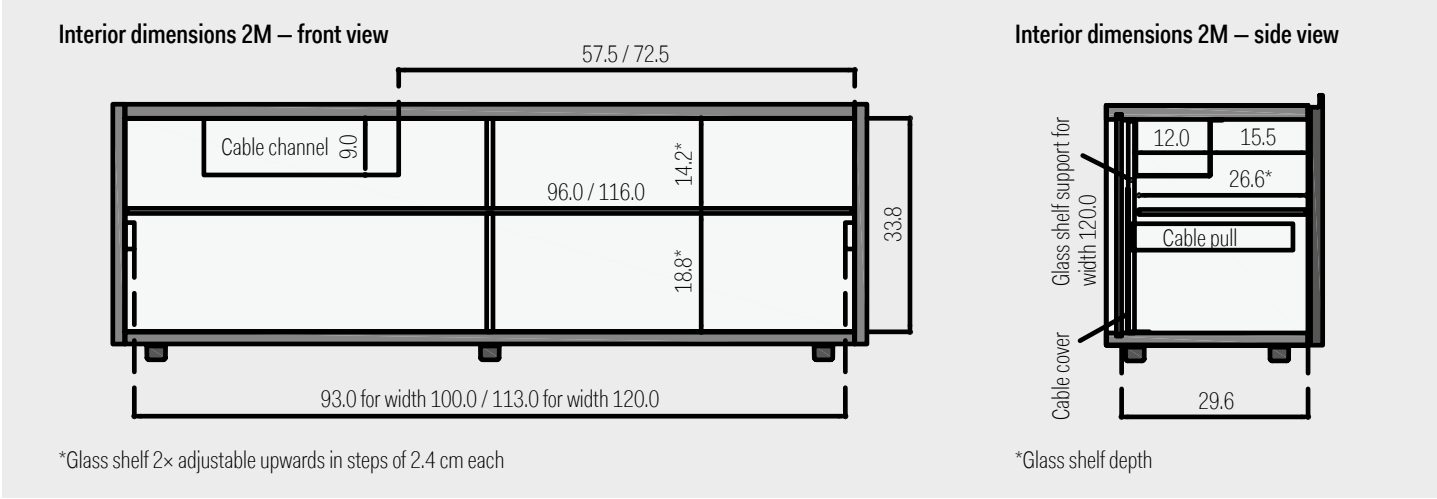


*Glass shelf 2× adjustable upwards in steps of 2.4 cm each

*Glass shelf depth

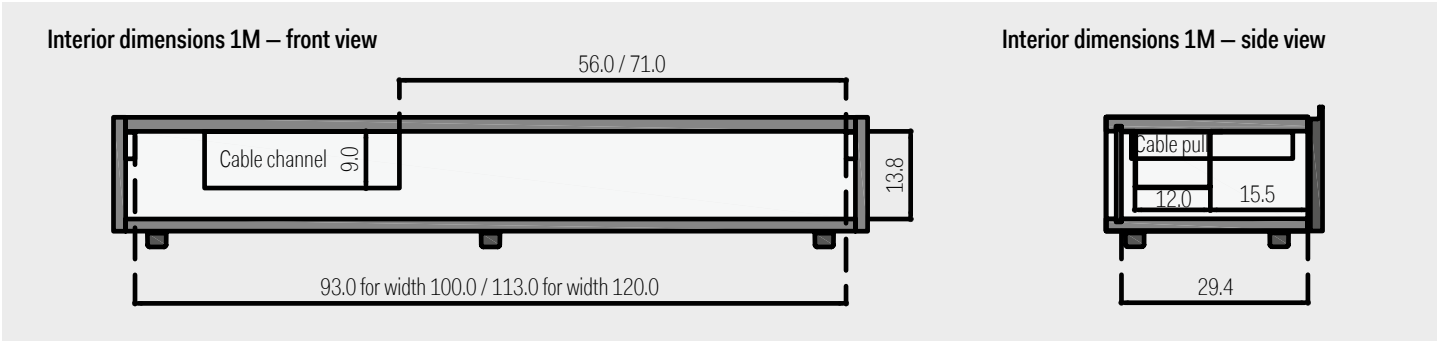


Interior dimensions for media modules with 35 cm depth




*Glass shelf 2× adjustable upwards in steps of 2.4 cm each

*Glass shelf depth



Speaker module



Speaker module

For speakers or sub-woofers, with lacquered audio front in all matt lacquers colour-coordinated with the adjacent fronts.

Module size
Width in cm: 60.0
Height in cm: 39.7
Depth in cm: 50.0

Detail view audio front

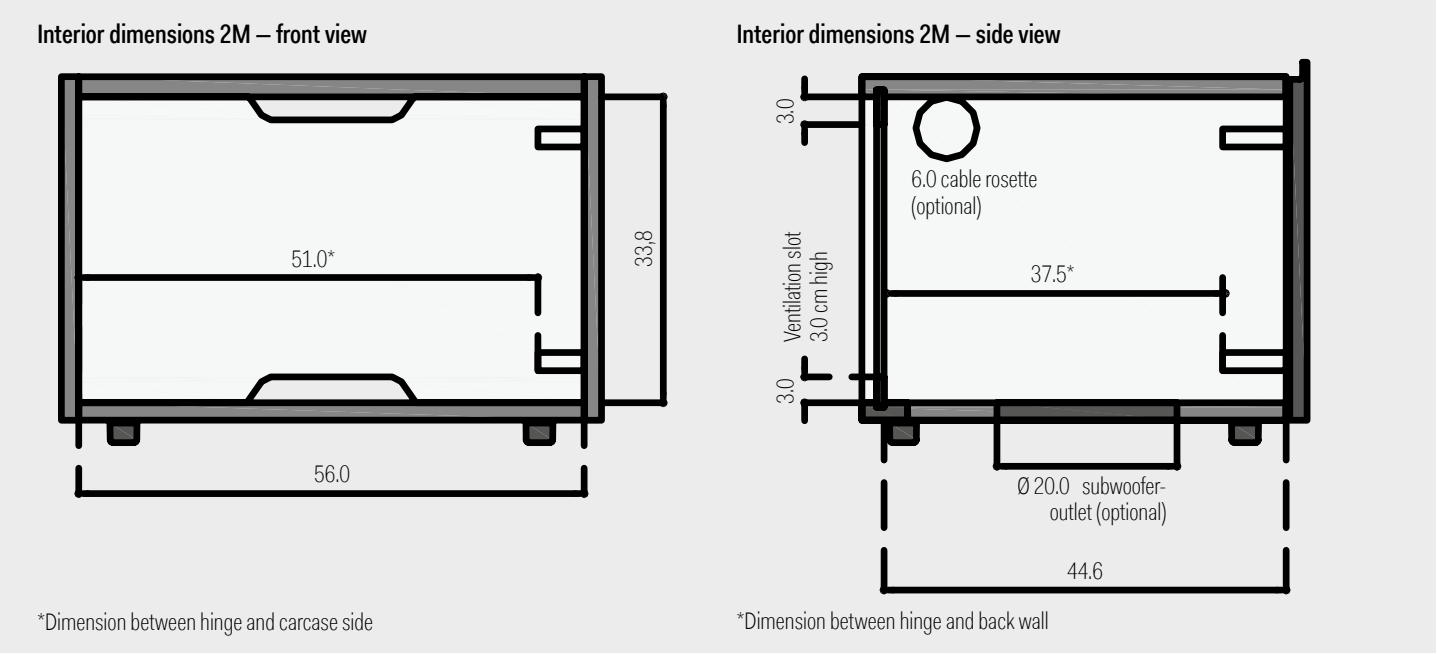


If required, order cable grommets for the body sides for laying cables through neighbouring modules, no surcharge.

The subwoofer outlet (optional) in the bottom shelf is covered in acoustic fabric, and on modules on 2.5 cm high adjustable legs, 4 cm high round legs, 17 / 27 cm high diagonal legs, 17 / 27 / 47 cm high base frames and wall-hanging modules also allows the sound to exit downwards.

The cable grommet is included as standard. On wall-hanging modules, the subwoofer outlet is covered in acoustic fabric on the inside and outside.
Diameter in cm: 20.0

Interior dimensions for speaker modules



*Dimension between hinge and carcass side

*Dimension between hinge and back wall

Colours and materials for fronts, side and cover panels

Matt lacquer M.. / matt glass T.. / clear glass S..

M03 / T03 / S03 snow-white
M14 / T14 / S14 platinum
M29 / T29 / S29 fog
M21 / T21 / S21 anthracite
M22 / T22 / S22 onyx
M80 / T80 / S80 laguna
M81 / T81 / S81 bahia
M82 / T82 / S82 atlantic
M83 / T83 / S83 navy
M08 / T08 / S08 greige
M36 / T36 / S36 mastic
M37 / T37 / S37 manor
M38 / T38 / S38 capparis
M39 / T39 / S39 cardamom
M40 / T40 / S40 masala

M02 / T02 / S02 crystal-white
M06 / T06 / S06 alabaster
M23 / T23 / S23 shell
M24 / T24 / S24 flint-grey
M16 / T16 / S16 elephant

M49 / T49 / S49 rose quarz
M44 / T44 / S44 guave
M42 / T42 / S42 mallow
M41 / T41 / S41 burgundy

Matt lacquer metallic

M11 silver-grey metallic
M10 bronze metallic
M09 gold metallic
M15 brass metallic

Color Match 2022

M2201 sky	M23 shell
-----------	-----------

Colours and materials for fronts, side and cover panels

High-gloss lacquers

M103 snow-white
M102 crystal-white
M121 anthracite
M122 onyx

Wood

D76 oak white oiled
D70 natural oak
B73 agate ash
E70 natural walnut
E76 walnut canela oiled
D75 bog oak

Individual lacquer – without control sample

Individual lacquer matt
Order your custom colour as a matt lacquer based on the Caparol Icons, NCS, RAL and Sikkens colour fans.
interlübke processes the order without sending you a control sample.
This rule only applies for matt lacquer, not neon or metallic colours.
Except for colours with a high luminosity (neon) as well as metallic- and pearl effects.


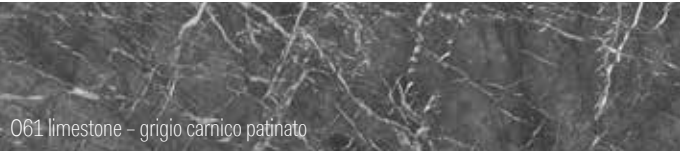
Customised lacquer – only with control sample

Customised lacquer matt
Choose your colour on the basis of the Caparol Icons, NCS, RAL and Sikkens colour fans or your own sample (minimum size DIN A4).
Customised lacquer high-gloss
Choose your colour on the basis of the NCS, RAL and Sikkens colour fans. High-gloss colours – depending on colour – turn lighter or darker as in the NCS, RAL and Sikkens standard colour fans with semi-matt surfaces. We therefore recommend that you select the colour on the basis of high-gloss colour fans. You offer your discerning customer the greatest possible security to get the desired colour shade.
interlübke will produce the customised lacquer (matt and high-gloss) for you after approval of the control sample.
Except for colours with a high luminosity (neon) as well as metallic- and pearl effects.
The delivery date is set once the sample has been approved.

For details about individual and customised lacquer, see page 2 of the price list.

Colours and materials for cover panels and handles, round legs, diagonal legs and base frames

Stone for cover panels



Metal lacquers for recessed grip, plinth profiles, round legs, diagonal legs and base frames



Leather for cover panels



Leather seams:
Leather seam above each module joint. Modules more than 80.0 cm wide have an additional seam in the middle.